

Receiver

From

Society
Reference
Address
Phone
Fax
E-mail

Pump model: S4-16/20 T 400 V 4OL
Item n° : 60197517
4OL 5,5 kW 400/50 460/60 T
Inverter application : Allowed - min. 30Hz

Pump data

P2 nominal requested : 5,5 kW
Min. fluid temperature : 0 °C
Max. fluid temperature : 40 °C
Max. Permitted amount of sand : 150 g/m³

Requested data

Flow :
Head :
Fluid : Water
Fluid Temperature : 20 °C
Density : 998,3 kg/m³
Kinematic viscosity : 1,005 mm²/s
Vapor pressure : 2,34 kPa

Hydraulic data (duty point)

Flow :
Head :
Efficiency :
NPSH :
P2 nominal requested :

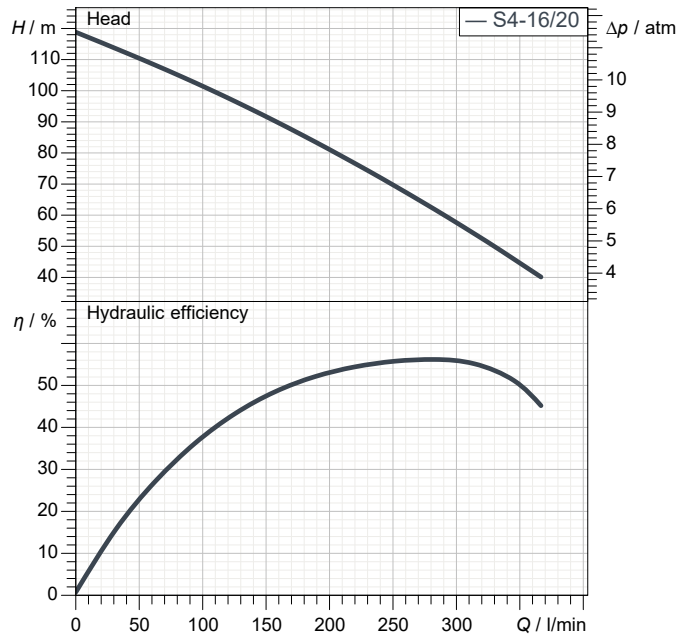
Materials

Lower support : Precision Cast Steel AISI 304
Impeller : Technopolymer
Diffuser : Technopolymer
Screws : Stainless Steel AISI 304
Cable sheath : Stainless Steel AISI 304
Shaft with coupling : Stainless Steel AISI 420
Filter : Stainless Steel AISI 304

Motor data

Motor type : 4OL
Nominal power P2 : 5,5 kW
Rated voltage : 3~ 400 V 50 Hz
Nominal current : 13,1 A
Number of poles : 2
Rated speed : 2.850 1/min
Degree of protection : IP 68

Curve tolerance according to ISO 9906



Weight : 37,6 kg

Dimensions in mm

DNM	2" G-F				
H	2.286				
H2	1.628				
Ø	99				

Pump connection

Discharge side : 2" G-F

Receiver

From

Society
Reference
Address
Phone
Fax
E-mail

Installation example without inverter



- A : Power supply line
B : User
1 : Electric control box
2 : Electric pump bleed / priming cap
3 : Manometer
4 : Membrane vase
5 : Gate valve
6 : Non-return valve
7 : Delivery pipework
8 : Minimum level electrode for electric probe
9 : Electric pump
10 : Well
11 : Filters

RECOMMENDATIONS FOR CORRECT INSTALLATION

- Keep a minimum distance of one metre from the bottom of the well.
- Install a non-return valve at least 10 metres from the delivery outlet of the pump.
- Install further non-return valves at 30-40 metre intervals.
- Ensure a minimum cooling flow around the motor during operation (for further information refer to the motor technical data sheet).
- Ensure that the dynamic level of the water in the well is at least one metre above the pump delivery

Receiver

From

Society
Reference
Address
Phone
Fax
E-mail

Installation example with inverter



- A : Power supply line
- B : User
- 1 : Board to inverter (ADAC)
- 2 : Electric pump bleed / priming cap
- 3 : Manometer
- 4 : Membrane vase
- 5 : Gate valve
- 6 : Non-return valve
- 7 : Delivery pipework
- 9 : Electric pump
- 10 : Well
- 11 : Filters
- 12 : Pressure sensor (compulsory)
- 13 : Flow sensor (optional)
- 14 : Control panel (only for single-phase version, for capacitor housing)

RECOMMENDATIONS FOR CORRECT INSTALLATION

- Keep a minimum distance of one metre from the bottom of the well.
- Install a non-return valve at least 10 metres from the delivery outlet of the pump.
- Install further non-return valves at 30-40 metre intervals.
- Ensure a minimum cooling flow around the motor during operation (for further information refer to the motor technical data sheet).
- Ensure that the dynamic level of the water in the well is at least one metre above the pump delivery



PERFORMANCE CURVES

2020-05-24

Page 4 / 5

DAB PUMPS S.p.A.
Via Marco Polo, 14 - 35035 Mestrino (PD), Italy
Tel. +39 049 5125000 - Fax +39 049 5125950
www.dabpumps.com

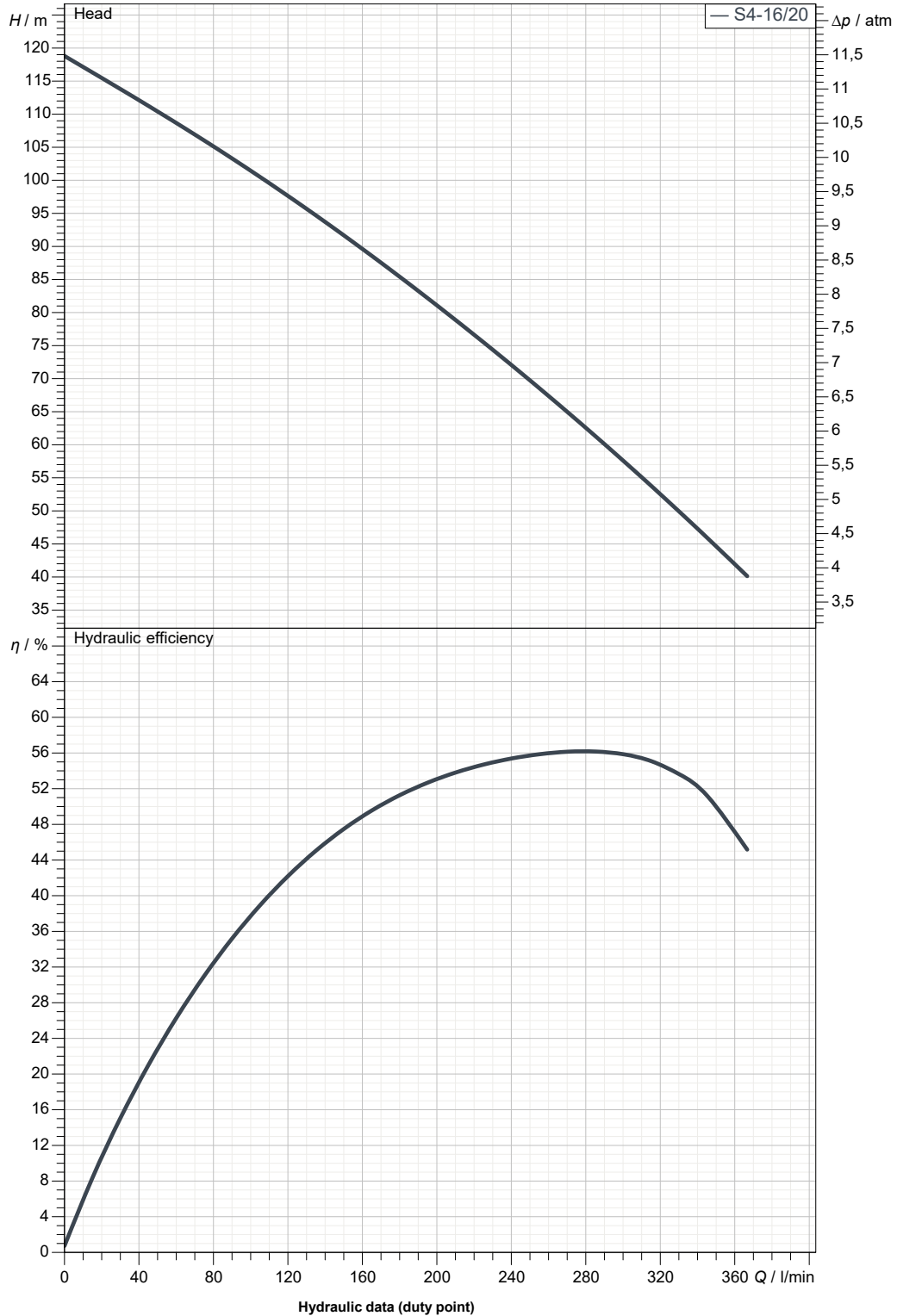
Receiver

From

Society
Reference
Address
Phone
Fax
E-mail

S4-16/20 T 400 V 40L

Curve tolerance according to ISO 9906



Suction side :

Discharge side :
2" G-F
--

Flow :

Head :

Rated speed :
2.850 1/min

MAIN_PROJECT_TITLE

BUSINESS_PROCESS_ID

OWNER_

ISSUE_DATE
2020-05-24



DIMENSIONAL DRAWING

2020-05-24

Page 5 / 5

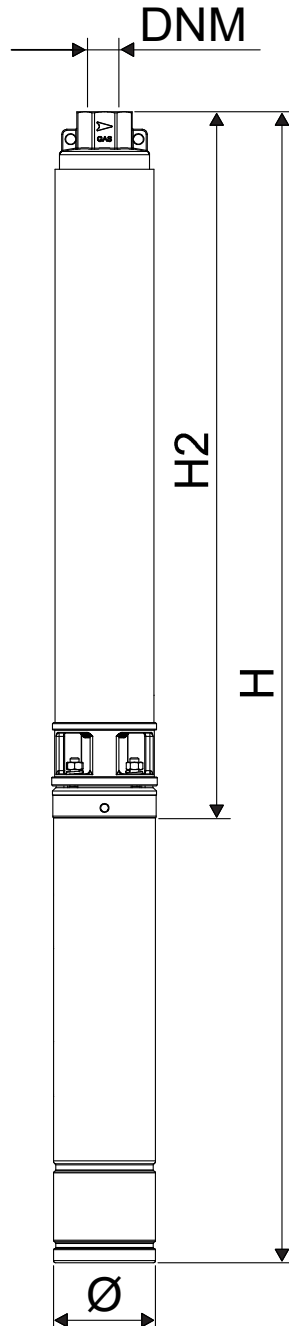
DAB PUMPS S.p.A.
Via Marco Polo, 14 - 35035 Mestrino (PD), Italy
Tel. +39 049 5125000 - Fax +39 049 5125950
www.dabpumps.com

Receiver

From

Society
Reference
Address
Phone
Fax
E-mail

S4-16/20 T 400 V 4OL



Dimensions in mm

Pump connection

1	DNM	2" G-F							
2	H	2.286							Suction
3	H2	1.628							
4	Ø	99							
5									
6									
7									Discharge
8									2" G-F
9									--
10									
11									
12									

MAIN_PROJECT_TITLE

BUSINESS_PROCESS_ID

OWNER_

ISSUE_DATE

2020-05-24